



---

# DESIGN GUIDE

---



---

## CANADA

---

### MARKHAM, ON

455 Rodick Road  
Markham, Ontario  
L6G 1B2  
Phone: (905) 475-5900  
(800) 709-6257  
Fax: (905) 479-2894

### MILTON, ON

475 Harrop Drive  
Milton, Ontario  
L9T 3H3  
Phone: (905) 875-0035  
Fax: (905) 878-5301

### LONDON, ON

1298 Clarke Road  
London, Ontario  
N5V 3B5  
Phone: (519) 455-2222  
Fax: (519) 455-1997

---

## U.S.A.

---

### WIXOM, MI

51744 Pontiac Trail  
Wixom, Michigan  
48393  
Phone: (248) 684-5004  
(800) 876-6257  
Fax: (248) 684-2726

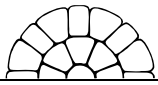
### WILDER, KY

842 Licking Pike (AA Hwy)  
Wilder, Kentucky  
41076  
Phone: (859) 442-8999  
Fax: (859) 442-7139


### BARTLETT, IL


1900 Vulcan Boulevard  
Bartlett, Illinois  
60103  
Phone: (847) 488-1100  
Fax: (847) 488-1101


[www.oakspavers.com](http://www.oakspavers.com)





# Circle Bundle

 Starter Stone  
118 mm x 60 mm  
4.65 in. x 2.36 in.

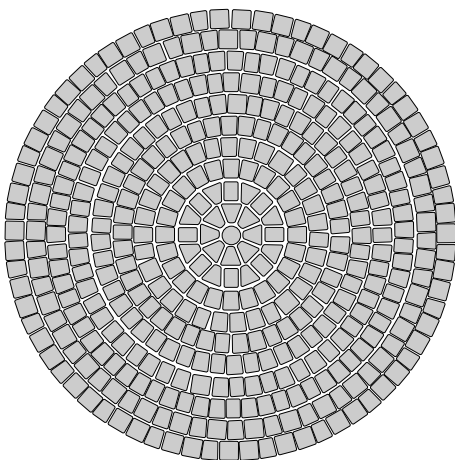
 Large Taper Stone  
128 mm x 120 mm x 60 mm  
5.04 in. x 4.72 in. x 2.36 in.

 3/4 Stone  
90 mm x 120 mm x 60 mm  
3.54 in. x 4.72 in. x 2.36 in.

 Small Taper Stone  
106 mm x 120 mm x 60 mm  
4.17 in. x 4.72 in. x 2.36 in.

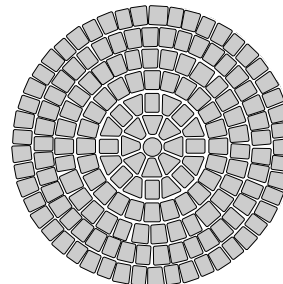
 Square Stone  
120 mm x 120 mm x 60 mm  
4.72 in. x 4.72 in. x 2.36 in.

Row	Stone Used	Installation Sequence Detail	Diameter (O.D.)
<b>Start</b>	Round Starter Stone	Centre of Circle	120 mm (4.75 in.)
<b>1</b>	8 - Large Taper Stones	Adjacent to each other to form a tight circle around starter stone	360 mm (14 in.)
<b>2</b>	8 - Large Taper Stones 7 - 3/4 Stones 1 - Square Stone	Alternate large taper and 3/4 stones around row 1. Place square stone in remaining space.	650 mm (25.5 in.)
<b>3</b>	20 - Small Taper Stones 3 - Square Stones	Place small taper stones adjacent to each other. Install 3 square stones at equal distances apart between small taper stones	850 mm (33.5 in.)
<b>4</b>	20 - Small Taper Stones 7 - 3/4 Stones 4 - Square Stones	ST, ST, ST, 3/4, ST, ST, ST, 3/4, SQ...	1080 mm (42.5 in.)
<b>5</b>	24 - Small Taper Stones 17 - 3/4 Stones	ST, ST, 3/4, ST, 3/4, ST, ST, 3/4...	1330 mm (52.5 in.)
<b>6</b>	24 - Small Taper Stones 24 - 3/4 Stones 1 - Square Stone	Alternate small taper and 3/4 stones to form a circle around Row 5. Insert square in remaining space	1565 mm (61.5 in.)
Stop here to complete a circle 5' 1" in diameter (2 available per bundle)			
<b>7</b>	24 - Small Taper Stones 31 - 3/4 Stones 2 - Square Stones	ST, 3/4, ST, 3/4, ST, 3/4, 3/4... Insert 2 square stones 180° from each other	1805 mm (71 in.)
<b>8</b>	24 - Small Taper Stones 40 - 3/4 Stones	3/4, 3/4, ST, 3/4, 3/4, ST, 3/4, ST...	2040 mm (80 in.)
<b>9</b>	32 - Small Taper Stones 31 - Square Stones	Alternate small taper and square stones to form a circle around Row 8	2275 mm (89.5 in.)
<b>10</b>	22 - Small Taper Stones 45 - Square Stones	SQ, SQ, ST, SQ, SQ, ST...	2515 mm (99 in.)
Stop here to complete a circle 8' 3" in diameter (1 available per bundle) Larger circles can be created by adding rows comprised of Square stones.			

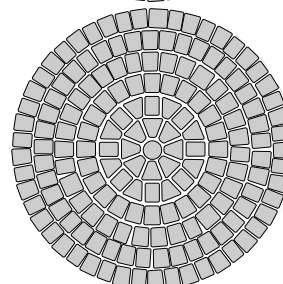


**CANADA**  
Each circle bundle contains enough stones to create 1 circle 8' 3" in diameter (53.5 sq. ft. - 4.97 m<sup>2</sup>)

**U.S.A.**  
Each circle bundle contains enough stones to create 1 circle 9' 0" in diameter (63.5 sq. ft. - 5.90 m<sup>2</sup>)



**CANADA**  
OR  
2 circles 5' 1" in diameter (20 sq. ft. - 1.86 m<sup>2</sup> each)

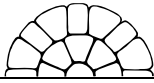


**U.S.A.**  
OR  
2 circles 5' 1" in diameter (20 sq. ft. - 1.86 m<sup>2</sup> each)

Note:


- Diameter dimensions are approximate and should be used as a guide only. The metric measurements were soft converted to imperial.






### Square Stone Bundle


**Canada**  
Includes a 3:1 ratio of Square to Small stones  
**U.S.A.**  
Includes a 7:2 ratio of Square to Small stones

 **Square Stones**  
120 mm x 120 mm  
4.72 in. x 4.72 in.  
Thickness 60 mm - 2.36 in.

 **Small Stones**  
60 mm x 120 mm  
2.36 in. x 4.72 in.  
Thickness 60 mm - 2.36 in.


### Large Stone Bundle

Comprised entirely of Large stones

 120 mm x 180 mm  
4.72 in. x 7.09 in.  
Thickness 60 mm - 2.36 in.


### Duo Stone Bundle

Comprised entirely of Duo stones

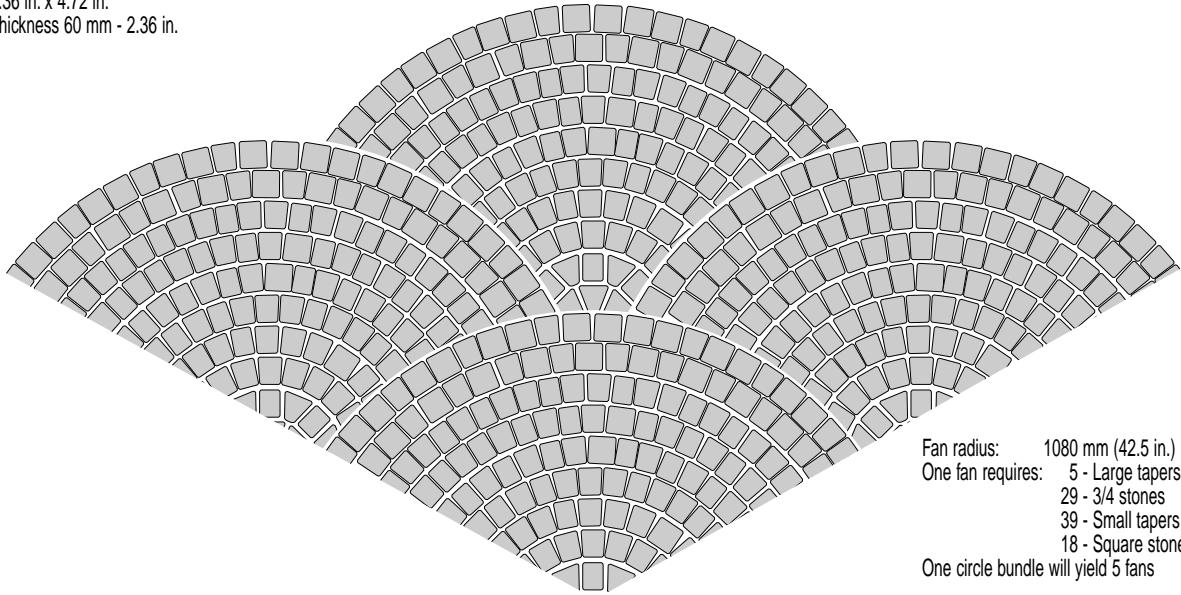
 120 mm x 240 mm  
4.72 in. x 9.45 in.  
Thickness 60 mm - 2.36 in.

### Quad Stone Bundle

Comprised entirely of Quad stones

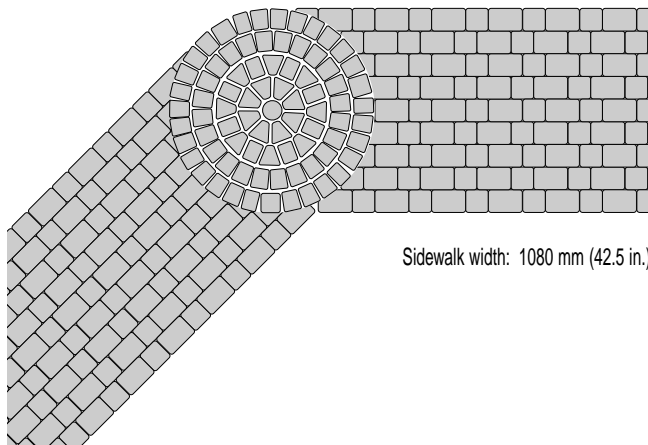
 240 mm x 240 mm  
9.45 in. x 9.45 in.  
Thickness 60 mm - 2.36 in.

### Fan Design



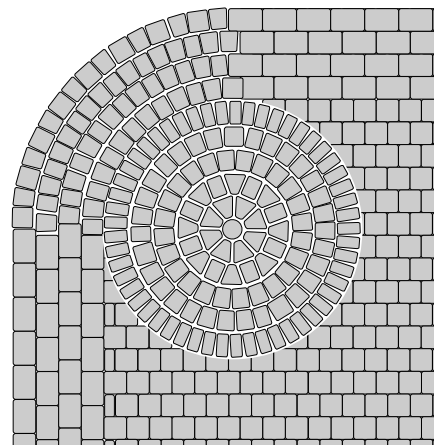
Fan radius: 1080 mm (42.5 in.)  
One fan requires: 5 - Large tapers  
29 - 3/4 stones  
39 - Small tapers  
18 - Square stones  
One circle bundle will yield 5 fans

### 45° Angle Walk

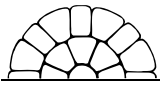


Sidewalk width: 1080 mm (42.5 in.)


### 90° Corner Design



Corner Radius: 1140 mm (45 in.)




### Large Stone Runner Bond



PATTERN 1

1 Large stone represents 100% of area


### Running Square



PATTERN 2

6 Square stones represents } 100.0% of area  
2 Small stones represents }


### Square/Large Stone Runner Bond



PATTERN 3

1 Large stones represents 60.0% of area  
1 Square stone represents 40.0% of area


### Herringbone Combo Duo & Large



PATTERN 4

1 Duo stone represents 57.0% of area  
1 Large stone represents 43.0% of area


### Large Stone Herringbone



PATTERN 5

1 Large stone represents 100% of area

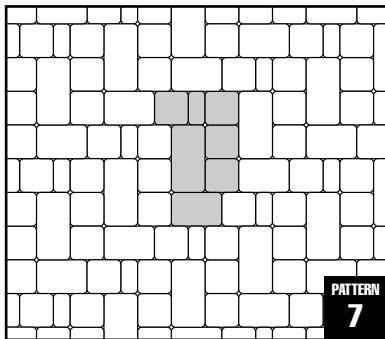
### Diagonal Medley



PATTERN 6

3 Square stones represents } 50.1% of area  
1 Small stone represents }  
1 Duo stone represents 28.5% of area  
1 Large stone represents 21.5% of area


### Square/Large/Duo Stone Herringbone



PATTERN 7

4 Square stones represents } 56.3% of area  
1 Small stones represents }  
1 Duo stones represents 24.9% of area  
1 Large stones represents 18.8% of area

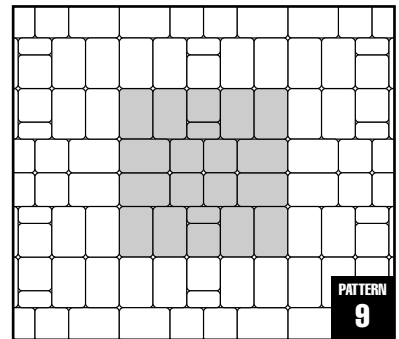
### Tile Square



PATTERN 8

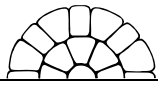
4 Large stones represents 60.0% of area  
4 Square stone represents 40.0% of area

### Square/Large Grid

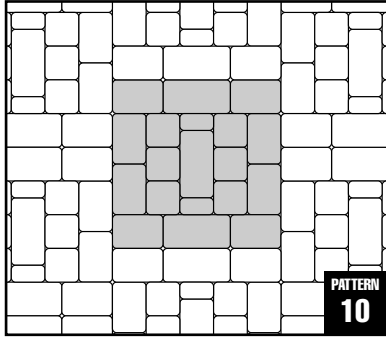


PATTERN 9

12 Large stones represents 72.0% of area  
6 Square stone represents } 28.0% of area  
2 Small stone represents }

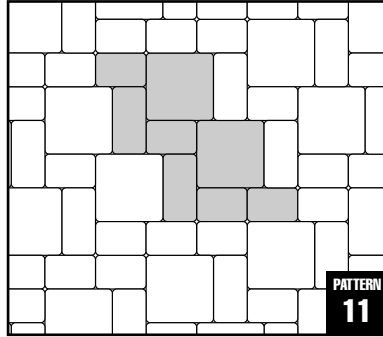


### Random Square



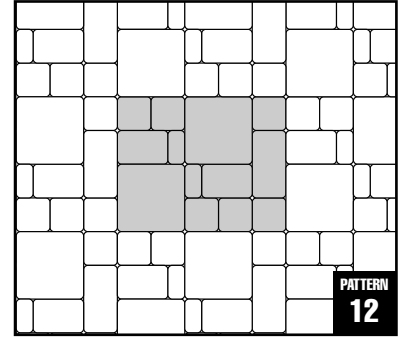
- |   |                          |                 |
|---|--------------------------|-----------------|
| 8 | Large stones represents  | 48.1% of area   |
| 6 | Square stones represents | } 28.0% of area |
| 2 | Small stones represents  |                 |
| 3 | Duo stones represents    | 23.9% of area   |

### No Square Medley



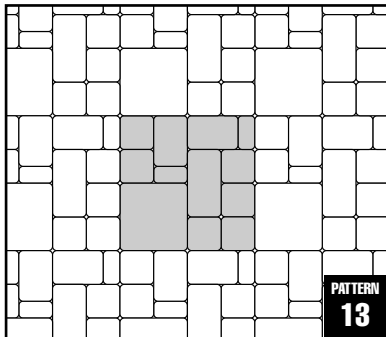
- |   |                         |               |
|---|-------------------------|---------------|
| 2 | Quad stones represents  | 44.4% of area |
| 4 | Large stones represents | 33.5% of area |
| 2 | Duo stones represents   | 22.2% of area |

### Combo Classic



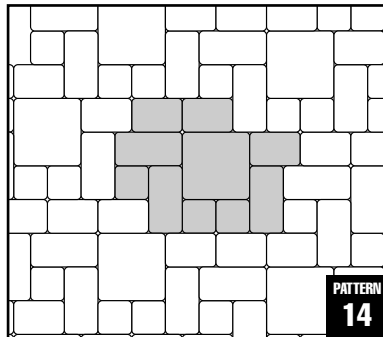
- |   |                        |                 |
|---|------------------------|-----------------|
| 2 | Quad stones represents | 39.9% of area   |
| 6 | Square stones          | } 31.5% of area |
| 2 | Small stones           |                 |
| 2 | Large stones           | 15.0% of area   |
| 1 | Duo stone              | 10.0% of area   |

### Jump Start



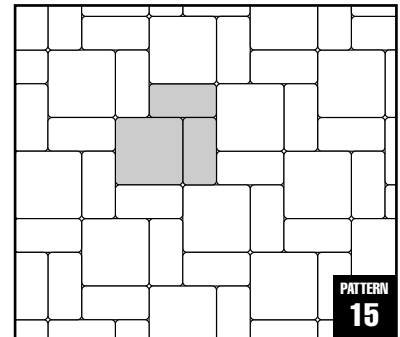
- |   |                       |                 |
|---|-----------------------|-----------------|
| 6 | Square stones         | } 43.8% of area |
| 2 | Small stones          |                 |
| 1 | Quad stone represents | 24.9% of area   |
| 2 | Large stones          | 18.8% of area   |
| 1 | Duo stone             | 12.5% of area   |

### Random Mix




- |   |                       |               |
|---|-----------------------|---------------|
| 3 | Duo stones            | 34.2% of area |
| 3 | Large stones          | 25.8% of area |
| 1 | Quad stone represents | 22.8% of area |
| 3 | Square stones         | 17.2% of area |

### Quaduophenia



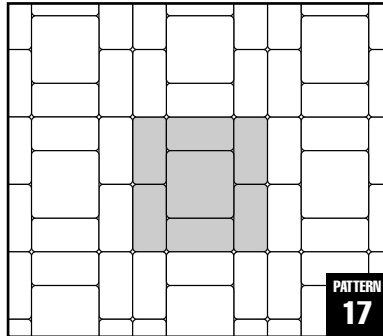
- |   |                       |               |
|---|-----------------------|---------------|
| 1 | Quad stone represents | 50.0% of area |
| 2 | Duo stones represents | 50.0% of area |

### The Classic



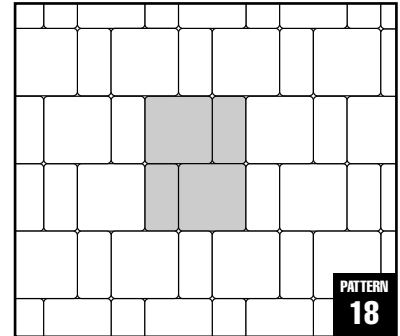
- |   |                        |               |
|---|------------------------|---------------|
| 2 | Quad stones represents | 50.0% of area |
| 4 | Duo stones             | 50.0% of area |

### Quad Grid Offset

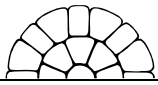


- |   |                       |               |
|---|-----------------------|---------------|
| 6 | Duo stones            | 75.0% of area |
| 1 | Quad stone represents | 25.0% of area |

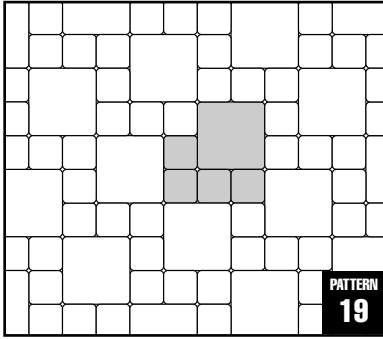
### Random Running Offset



- |   |                        |               |
|---|------------------------|---------------|
| 2 | Quad stones represents | 66.7% of area |
| 2 | Duo stones             | 33.3% of area |



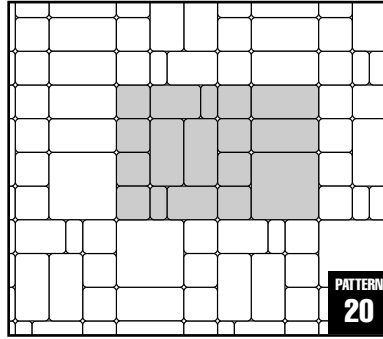
### Diagonal Quad & Square Combo



PATTERN 19

4	Square stones represents	50.0% of area
1	Quad stone represents	50.0% of area

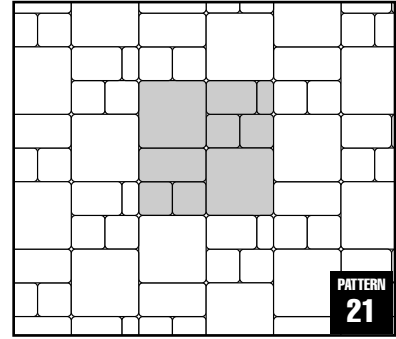
### Dynamic Duo



PATTERN 20

8	Square stones represents	} 37.6% of area
2	Small stones represents	
4	Duo stones represents	33.3% of area
1	Quad stone represents	16.6% of area
2	Large stones represents	12.5% of area


### Offset Quad



PATTERN 21

2	Quad stones represents	55.1% of area
4	Square stones represents	} 31.1% of area
1	Small stone	
1	Duo stone represents	13.8% of area

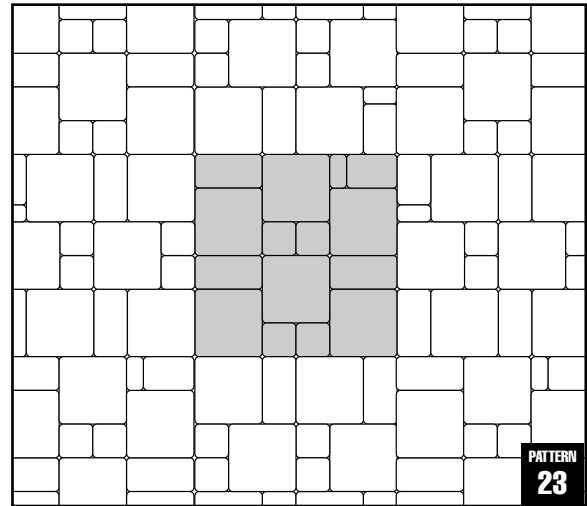
### Random Medley



PATTERN 22

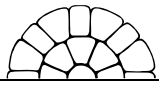
21	Large stones represents	56.3% of area
21	Square stones represents	} 43.7% of area
7	Small stones represents	

### Staggered Quad Grid Random Mix




PATTERN 23

6	Quad stones represents	66.6% of area
3	Duo stones represents	16.7% of area
1	Large stone represents	4.2% of area
4	Square stones represents	} 2.5% of area
1	Small stone represents	

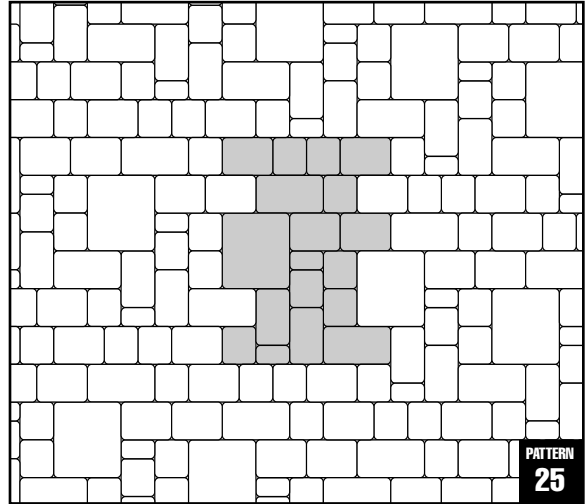


### Larger Mix



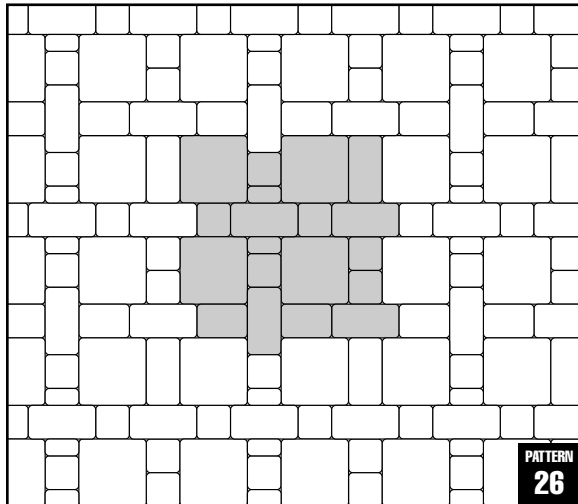
- 14 Duo stone 51.8% of area
- 12 Large stones 33.5% of area
- 2 Quad stone represents 14.8% of area

### Classic Random




- 6 Large stones represents 36.1% of area
- 7 Square stone represents } 32.0% of area
- 2 Small stone represents }
- 1 Quad stone represents 15.9% of area
- 2 Duo stones represent 15.9% of area

### Crossways

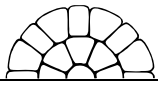


- 4 Quad stone represents 44.5% of area
- 5 Duo stone represents 28.0% of area
- 6 Square stones represents } 20.0% of area
- 2 Small stones represents }
- 2 Large stones represents 8.5% of area

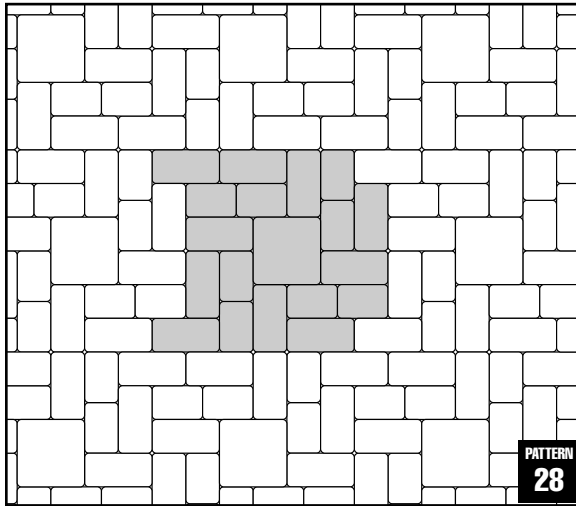
### Romanesque Random



- 10 Large stones represents 50.0% of area
- 13 Square stones represents } 50.0% of area
- 4 Small stones represents }




### Builders Dream



PATTERN 28

10 Duo stones represents 55.5% of area  
 8 Large stones represents 33.5% of area  
 1 Quad stone represents 11.0% of area

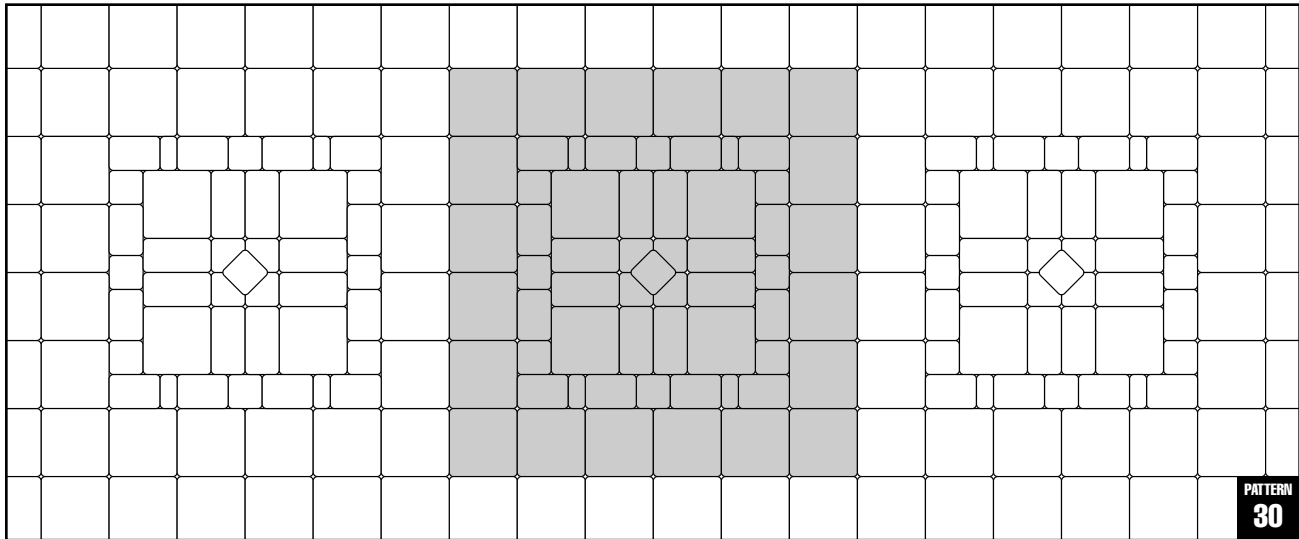
### Nine Square Grid



PATTERN 29

12 Square stones represents } 52.0% of area  
 2 Small stones }  
 8 Large stones represents 48.0% of area

### Romanesque Mosaic



PATTERN 30

24 Quad stones represents 66.1% of area  
 12 Large stones represents 12.5% of area  
 8 Duo stones represents 11.0% of area  
 13 Square stones represents } 10.4% of area  
 4 Small stone represents }

#### Miscellaneous Information:

- Refer to Oaks Product Specification Booklet for bundle configurations.
- If stones are installed side by side for soldier coursing:

- Square stone bundles will yield:
- Large stone bundles will yield:
- Quad stone bundles will yield:
- Duo stone bundles will yield:

Canada	U.S.A.
212 linear feet	223 linear feet
165 linear feet	170 linear feet
142 linear feet	142 linear feet
124 linear feet	124 linear feet

